

Open Collective

自己紹介

- Name : **azu**
- Twitter : [@azu_re](#)
- Website: [Web scratch](#), [JSer.info](#)





open collective

A NEW FORM OF ASSOCIATION, TRANSPARENT BY DESIGN

An Open Collective is a group of people with a shared mission that operates in full transparency.

– <https://opencollective.com/faq>

What is Open Collective?

- 会費や寄付を募るページを作成できる
- コミュニティでそのお金を管理できる
- メンバーはbudgetから経費精算できる
- budgetは公開され、お金の動きは公開される

誰がどのように？

- オープンソースプロジェクトの寄付管理
- オープンソースプロジェクトの開発費用管理
- ミートアップの費用管理


Donate

- *backer* となって donate することができる
 - 月額: \$2, \$5, \$10, \$25, \$50
 - 月額/年額/単発: 任意の金額
- *sponsor* になることができる
 - 月額: \$100~
 - *sponsor* は README などに掲載されリンクを張ってもらえる

preactの例

Backers

Support us with a monthly donation and help us continue our activities. [[Become a backer](#)]



Sponsors

Become a sponsor and get your logo on our README on Github with a link to your site. [[Become a sponsor](#)]



オープンソースとお金の問題

- 現状のOSSプロジェクトは、お金を扱うのは避ける傾向がある
 - 法人格を作るのが面倒
 - オーバーヘッド大きい
- ずっとボランティアでサポートを続ける
 - あまり健全とはいえないエコシステム

Open Collectiveの目的

No legal entity, no bank account, no budget

Definition of an Open Collective

I define an Open Collective as a lightweight association that can collect and disperse money transparently without creating a legal entity.

— *A New Form of Association for the Internet Generation — part 2 —
Open Collective — Medium*

Open Collectiveのゴール

- コミュニティが自立出来るようなインフラを作ること
- 誰もがcontributors, backers, sponsorsになれるように
- [Moving beyond the charity framework – Open Collective – Medium](#)

クラウドファンディングとの違い

- 定期的な資金の調達ができる
 - デフォルトは月額 donate(単発の寄付もできる)
- お金のやり取りの透明性を確保する(推奨する)
 - お金を取り出す際には、どのようにお金を使ったかを提出
 - その経費精算は公開される

透明性

We have an annual budget of

\$48,529

CONTRIBUTE!

年間の予算

Scroll down to find out more.

今利用できる金額

BUDGET

ABOUT US

CONTRIBUTORS

Unpaid Expenses

SUBMIT EXPENSE

Funds Available:

\$15,592.94

Monthly donation to webpack

\$2.00

透明性の仕組み


- bucketからお金を引き出すには、費用の利用用途を提出する
 - いくら
 - 用途のカテゴリ
 - 請求書の画像(optional)
 - 説明

Submit expense

Please make sure to upload a valid receipt or invoice. We should be able to see clearly on the picture (or PDF) the total amount paid, the date, the items purchased and the legal address.

EXPENSE DETAILS

Upload Receipt (Photo Or PDF)



Amount

Category

Description

採用してるプロジェクト

- [webpack](#)
- [preact](#)
- [Cycle.js](#)
- [MochaJS](#)
- [babel\(maybe\)](#)
- [Women Who Code \(WWCode\)](#)
- [APEX\(See also\)](#)

Next in webpack

The future: Open source projects creating incentives for sponsors

– *How Webpack raised \$15,000 in 3 months*

- webpackはスポンサーに対してインセンティブを提供してる
 - Office hours
 - On-site visit

Influence

- [webpackのtodo list](#)への投票
- Open Collectiveでbackerになってると+100ポイント
- バックエンドはlambda使ってる

The screenshot shows the webpack website's 'Influence' page. At the top, there is a navigation bar with 'CONCEPTS', 'GUIDES', 'DOCUMENTATION', and 'DONATE'. The main content is divided into two columns. The left column is titled 'Influence' and explains that it is a unit of measure based on time spent on GitHub, with a disclaimer that the formula is in its alpha stages. The right column is titled 'Golden Influence' and states that it is equal to 100 normal influence, obtained by being a backer or sponsor. Below this, a user profile for 'azu' is shown with 178 Influence and 0 Golden Influence, along with 'Logout' and 'Update' buttons. The 'Todo list core team' section lists four items with their current and target influence values: 'Scope Hoisting' (74628 / 22228 / 524), 'Typescript Tree Shaking' (49390 / 12490 / 369), 'Improve Typescript experience' (41452 / 12552 / 289), and 'Documentation' (32906 / 18006 / 149).

webpack CONCEPTS GUIDES DOCUMENTATION DONATE 🔍

Influence

Influence is a unit of measure based on time you have been a member on GitHub. However, in 2017 and on you will receive one influence per day.

Golden Influence is equal to 100 *normal influence*. Golden Influence is obtained by being a backer or sponsor on our [Open Collective page](#).

DISCLAIMER: Since this feature is in its Alpha stages, the formula for calculating influence may change.

Todo list core team

The todo list for the core team. We try to do most voted items first.

74628	▲ 22228 (◆0)	◀ 524 (◆0)
49390	▲ 12490 (◆0)	◀ 369 (◆0)
41452	▲ 12552 (◆0)	◀ 289 (◆0)
32906	▲ 18006 (◆0)	◀ 149 (◆0)

Scope Hoisting

Implement Rollup-Style scope hoisting. When multiple modules in a chunk use ES6 Modules to depend on each other, they are merged together and behave like a single module. Further optimization can be applied on such a merge module. Bonus: When the whole compilation is a single chunk with a single module as special output template is used which has no runtime. Credits to Rich Harris for the idea.

Typescript Tree Shaking

Try to make Tree Shaking to work with Typescript classes.

Improve Typescript experience

We investigate into typescript loaders and try to improve the typescript integration.

Documentation

Concentrate on finishing the documentation MVP. Review all the documentation to find issues.

azu
◆ 178 Influence
◆ 0 Golden Influence
[Logout](#) [Update](#)

Backerになる方法

Join us and help us fulfill our mission

With your support, you'll help us cover all the expenses the collective needs to keep going!

Become a backer

Support us with a monthly donation and help us continue our activities.

\$2 \$5 \$10 \$25 \$50 Other

BECOME A BACKER

By clicking above, you are pledging to give OpenCollective Inc. USD \$2.00 per month for webpack. You can cancel anytime.

Become a sponsor

Become a sponsor and get your logo on our README on Github with a link to your site.

\$100 \$250 \$500 Other

BECOME A SPONSOR

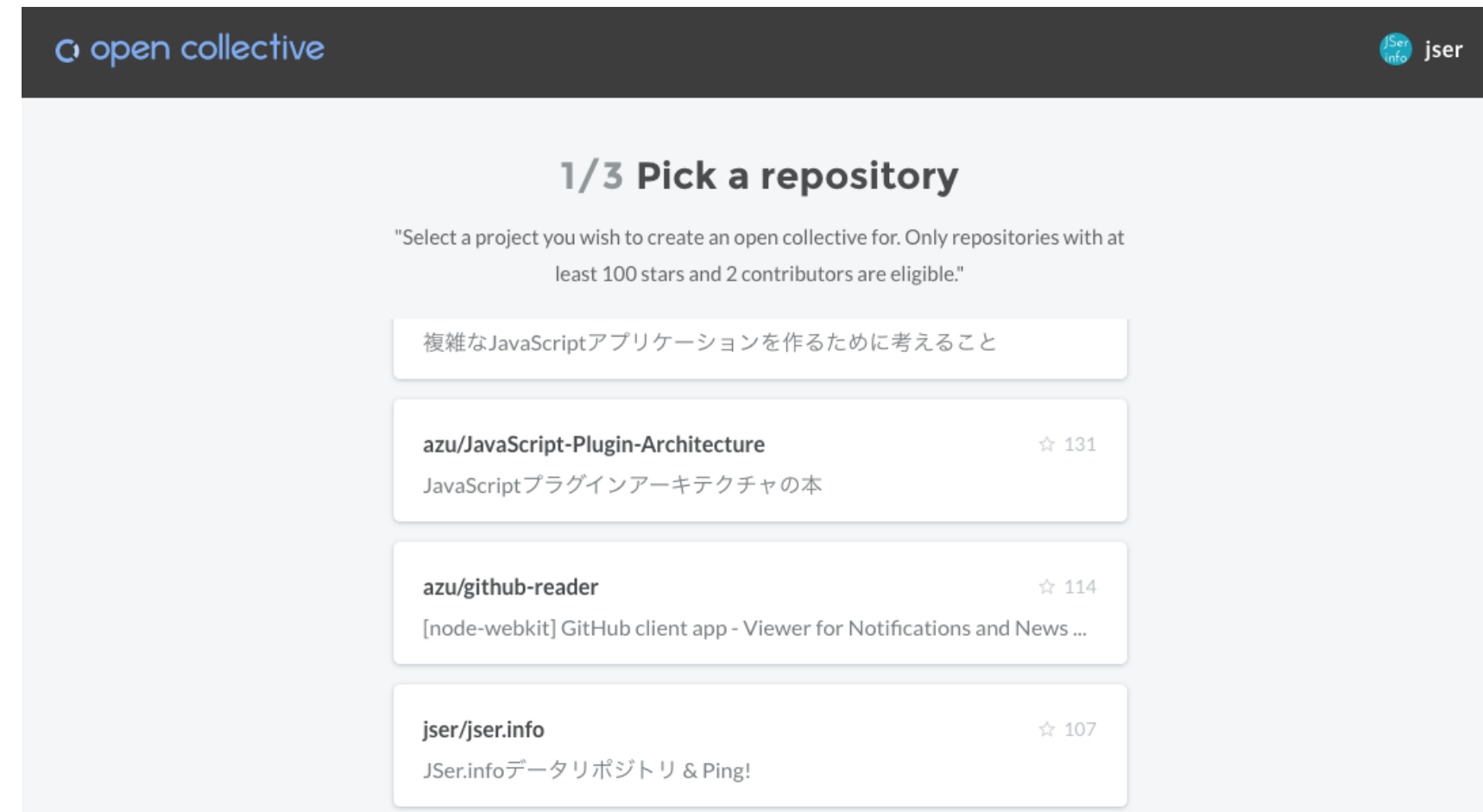
By clicking above, you are pledging to give OpenCollective Inc. USD \$100.00 per month for webpack. You can cancel anytime.

Backerになる方法

- ログイン(メールアドレスだけいい)
- StripeかPaypayでお金は払う
- おわり

Collectiveの作り方

- opencollective.com/opensource/apply
- 条件:
- 2 contributor以上
- 100 star以上



The screenshot shows the '1/3 Pick a repository' step on the Open Collective website. The page header includes the 'open collective' logo and a 'jser' profile icon. The main heading is '1/3 Pick a repository'. Below this, a message states: "Select a project you wish to create an open collective for. Only repositories with at least 100 stars and 2 contributors are eligible." A search bar contains the text '複雑なJavaScriptアプリケーションを作るために考えること'. Below the search bar, three repository cards are displayed, each with a star count and a brief description:

Repository Name	Stars	Description
azu/JavaScript-Plugin-Architecture	131	JavaScriptプラグインアーキテクチャの本
azu/github-reader	114	[node-webkit] GitHub client app - Viewer for Notifications and News ...
jser/jser.info	107	JSer.infoデータリポジトリ & Ping!

Open Collective 利用費用

10% + credit card fees (usually 3% + \$0.30/transaction)

デザインとして面白いところ

- ログインにパスワード不要
 - メールアドレスでのワンタイムのみ
- [Open Collective](#) is also [Open Source](#)

まとめ

- Open CollectiveはOSS開発のエコシステムを改善しようとしている
- (小さな)コミュニティが法人を持たなくてもいいような環境

参考

- [Open Collective · Issue #4 · jser/report](#)
- [UglifyJS 3.0 changes \(breaking changes only\) · Issue #1411 · mishoo/UglifyJS2](#)